

Spiny Waterflea

Biology: aquatic invasive crustacean • 1/4 - 5/8 inches long • feeds on zooplankton • rapid reproduction

Problems: established in the Great Sacandaga Lake • threatens fish populations by depleting their food source • fouls fishing gear by collecting on line, clogging eyelets, and damaging the reel's drag system • inhibits fish from being landed • currently no management methods



Don't spread the Flea: inspect and remove aquatic animals and plants from your gear, boat, and trailer • drain water from bilge and livewell before leaving access • dispose of unused live bait in the trash • report sightings to New York Sea Grant: 585-395-2638.

Be on the lookout for these other Aquatic Invaders...

Variable Leaf Milfoil • European Frog's Bit •
Yellow Floating Heart •
Brittle Naiad • Brazilian Elodea • Hydrilla •
Water Hyacinth • Parrotfeather • Water Lettuce •
Southern Naiad

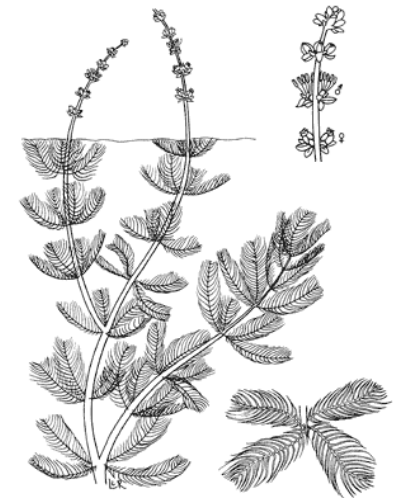
What YOU can do to prevent the spread of aquatic invasive plants

1. Make sure your canoe, kayak, boat or trailer are free of ANY plants before you enter and when you leave a lake: check the motor and the sides of boat for plants.
2. Dispose of plants in the garbage.
3. Learn what invasive plants look like so that you can identify and report them if you see them.
4. Do not plant invasive species as ornamentals.
5. Do not release ornamentals or aquarium plants into the wild.
6. Do not swim, boat, or paddle through dense plant beds as many invasives spread by fragmentation.
7. Do not transport live baitfish between different bodies of water.
8. Drain water from livewell and bilge before leaving the access site
9. Visit www.adkinvasives.com for invasive plant distribution maps, images, fact sheets and other resources.
10. Become involved with the Adirondack Park Invasive Plant Program. Free training in plant identification and survey methods is offered to volunteers. For more information, contact:
Hilary Smith, Director
APIPP c/o The Adirondack Nature Conservancy
PO Box 65 Keene Valley, NY 12943
518-576-2082 x 131



**STOP AQUATIC
HITCHHIKERS!**

Aquatic Invasive Plants of the Adirondacks




Eurasian Watermilfoil

Hamilton County Soil and Water Conservation District

PO Box 166, Rt. 8
Lake Pleasant NY, 12108
Phone: 518-548-3991
hcsxcd@frontiernet.net
<http://www.hamiltoncountysxcd.com>

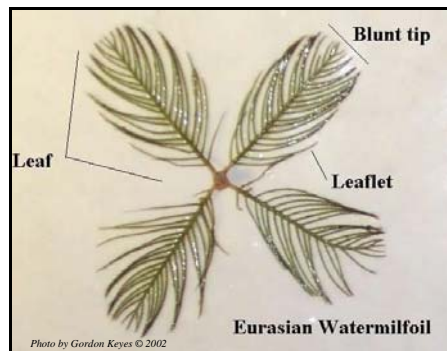
What are aquatic invasive plants?

- ◆ Plants that establish populations outside of their historic range, have the ability to reproduce rapidly in large numbers, and displace native plants
- ◆ They out-compete native vegetation for light, nutrients, and growing space
- ◆ Their success is due to a lack of and resistance to predators and parasites that are normally found in the place of origin, but that are not present in the place of invasion
- ◆ They cause economic and environmental degradation



How do they spread?

- ◆ **Watercraft:** invasive plants become tangled in motors and plant fragments stick to the sides of boats. When watercraft enter another lake, vegetative fragments may re-root and establish new population. Kayakers and canoeists may also spread plants.
- ◆ **Humans:** aquarium or pond plants are disposed of in aquatic ecosystems
- ◆ **Wildlife:** transport seeds and plant fragments
- ◆ **Wind and water movements:** disperse plant fragments and seeds



What are the impacts of aquatic invasive plants?

- ◆ **Water quality:** becomes degraded with low amounts of dissolved oxygen, altered water temperature, fewer numbers of hiding and spawning locations, and altered nutrient cycling
- ◆ **Fishing:** fish habitat is reduced, food availability is decreased, access to favorite fishing spots is minimized
- ◆ **Boating:** motors become tangled and dense populations of invasives make areas in lakes inaccessible
- ◆ **Property value:** may decrease
- ◆ **Swimming:** people can not swim in areas infested with invasives due to entanglement
- ◆ **Biodiversity:** decreases as invasive plants displace native vegetation. These effects are biomagnified up the food chain as native animals lose food sources

Eurasian Watermilfoil

Biology: submerged • forms a mat on water surface • blunt leaf tips • stems are thin and reddish brown or pink • green leaves are in whorls of 3-5 with 12-21 leaflets • red spikes emerge above the water in late summer • when out of water, leaves become flimsy and fall around the stem

Problems: established in Fifth, Sixth, Seventh Lakes and Lake Algonquin • easily spread by broken fragments • dense populations prevent light from reaching native plants • decomposition of the plant promotes mosquito breeding • interferes with water recreation



Water Chestnut

Biology: flowers with 4 white petals in July • thorny black nutlets with barbs • leaves are green, triangular, glossy, and toothed • floating leaf stalks have air bladders



Problems: dense populations prevent light from reaching native aquatic plants • inhibits boating, fishing and swimming • nutlets cause injury when stepped on



Curlyleaf Pondweed

Biology: submerged • reddish green leaves have wavy, toothed edges like lasagna • alternate leaves • flat stem



Problems: plant decomposition lowers oxygen levels and increases nutrients that promote algal blooms

Fanwort

Biology: gelatinous, slimy stem • submerged leaves opposite and fan-like • floating leaves alternate and linear • small whitish-pink flowers in fall

Problems: dense growth impedes water flow • interferes with recreational activities

